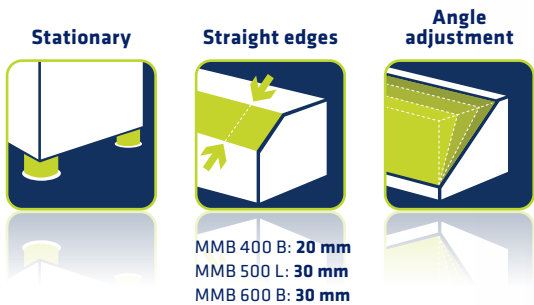


# MMB 400 B | MMB 500 L | MMB 600 C


## Chamfering Machine, angle adjustable

A high stock removal rate and chamfering quality characterize these machines. They are mainly used for weld chamfers from 15°-65° and also for optical chamfers on straight edges, tube ends and blanks.



### Applications

- ▶ Minimum workpiece thickness 3 mm
- ▶ Can be used for steel, max. 1,000 N/mm<sup>2</sup>, aluminum, brass, copper, plastic, from soft plastic to acrylic glass, wood and much more
- ▶ Deburring workpieces up to welding seam preparation
- ▶ Especially suitable for series production






### Professional advantages

- ▶ Precise work guidance
- ▶ Consistent high surface quality
- ▶ Automatic work guidance
- ▶ Big supporting table

MMB 600 C

MMB 500 L



Further accessories can be found in our **Accessory Catalogue**.

### Features

- ☑ Angle adjustment from 15° – 65°
- ☑ Speed control for processing different materials
- ☑ Controllable feed-rate
- ☑ Minimum quantity lubrication system
- ☑ MMB 600 C motorized feed height adjustment by button control
  - With material thickness display
  - With 5 rubber-coated feed wheels

### Options

- ☑ Cutter head with round cutting inserts
- ☑ Special designs for blanks and tubes
- ☑ Roller guideways
- ☑ 7.5 kW motor (for MMB 400 B only)
- ☑ Special tables for MMB 400 B (L x W): 1250 x 650 mm or 1600 x 650 mm

### Delivery contents

- ☑ Plane cutter head with cutting inserts
- ☑ Minimum quantity lubrication system
- ☑ Torx key T 15
- ☑ Operating manual

### Technical data

	MMB 400 B ☑	MMB 500 L ☑	MMB 600 C ☑
Motor	5.5 kW   2,000 – 6,000 rpm	7.5 kW   2,000 – 6,000 rpm	7.5 kW   2,000 – 6,000 rpm
Energy	400 V, 50/60 Hz	400 V, 50/60 Hz	400 V, 50/60 Hz
Maximum chamfer width	20 mm	30 mm	30 mm
Angular adjustment	25° – 55° / 30° – 60° / 35° – 65°	20° – 50° / 25° – 55° / 30° – 60°	20° – 50° / 25° – 55° / 15° – 60° (Digital display)
Maximum work piece thickness	2-100 mm	5-100 mm	5-190 mm
Dimensions (LxWxH)	900 x 1,500 x 1,800 mm	1,510 x 1,490 x 1,750 mm	1,490 x 1,520 x 1,830 mm
Tabletop (LxW)	750 x 490 mm	1,490 x 700 mm	1,490 x 700 mm
Weight	540 kg	770 kg	1,050 kg
Item no.	69203	62871	70985